


EWYT-B-

Multi scroll heat pumps
with R-32 refrigerant




The best performance and the lowest combined levels of direct
and indirect CO2 emissions



Why choose EWYT-B- heat pumps?

R-32

- ✓ Top class efficiency, SEER up to 4,92 and SCOP up to 4,06
- ✓ Low environmental impact thanks to R-32 refrigerant
- ✓ Dedicated Scroll Compressors for hot water production up 60°C
- ✓ The Global Warming Potential (GWP) of R-32 refrigerant is 675, which is only one third compared to commonly used refrigerant R-410
- ✓ The low GWP R-32 refrigerant falls into category class A2L in ISO817 and it can be safely used in many applications including chilled water systems
- ✓ As a single component refrigerant, R-32 is also easier to recycle and reuse another environmental plus in its favour
- ✓ Wide capacity range: 80 – 650 kW
- ✓ Optimized Copper -Aluminium Coils improving performances and de-frosting operation



- ✓ Silver and Gold efficiency versions
- ✓ Extensive option lists
- ✓ 3 sound configurations
- ✓ Fan speed modulation option (VFD)
- ✓ 2 different layouts:
Parallel Coil and Double V Coil
- ✓ One or Two independent refrigerant circuits
- ✓ Full compatibility with Daikin on Site



Layouts & Range overview

Parallel coils



Silver Efficiency	75-193 kW 82-213 kW	1 circuits
Gold Efficiency	80-206 kW 86-218 kW	
Silver Efficiency	189-230 kW 209-256 kW	2 circuits
Gold Efficiency	206-250 kW 215-261 kW	

Double-V coils



Silver Efficiency	270-570 kW 300-627 kW	2 circuits
Gold Efficiency	294-630 kW 306-650 kW	

Extensive option lists

Including new options:

Partial heat recovery

Introduction of condensation control allowing to maintain heat recovery capacity at lower ambient temperatures with unit operating at full capacity

Buffer tank

Unit mounted buffer tank available all across the range for plug and play solution.

VFD pumps and variable flow control

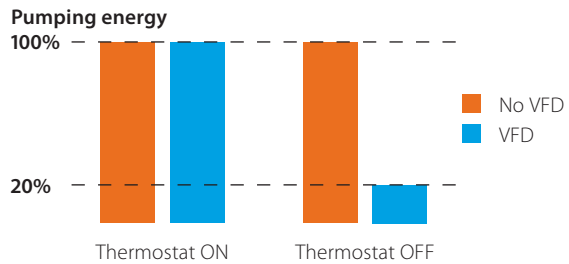
- › Variable pump speed control via external 0-10 volt signal
- › “Thermostat on” and “thermostat off” pump speed management
- › Variable primary flow control

Master/Slave supplied as standard

Master/Slave functionality allowing to manage up to 4 units on the same system without the need of external control devices.

Fan Silent Mode

The parallel coil units and units with VFD option are standardly equipped with Fan Silent Mode, which reduces fan velocity and therefore unit sound emission on scheduled time bands, enhancing comfort during night operation



Connectivity

mAP

- › Android app
- › Replicate the controller of the unit
- › Operate on the unit by remote smart device (tablet, smartphone, PC)
- › Soon available on PlayStore



Daikin on Site

Fully compatible with Daikin on Site cloud based platform that allows a number of advanced functionalities including:

- › Remote monitoring,
- › System optimization
- › Preventive maintenance

Remote access with one click via LAN or 4G LTE router



Connection to Intelligent Chiller Manager

Daikin can offer the Intelligent Chiller Manager option, allowing energy optimisation of the system and, when necessary, full customization of the control solutions to the specific installation's needs even in case of more complex installation

- › High number of units
- › Cooling and Heating mode
- › Peripheral controls



Technical details

Extensive list of options and accessories can be provided on request, such as fully integrated hydronic kit for fixed flow or variable flow operation, partial heat recovery for sanitary hot water production and many other solutions.

R-32

	EWYT-B-SS/SL	085	105	135	175	215	205	235	255	300	340	390	430	490	540	590	630	
Capacity - Cooling	kW	75,1	97,9	120	153	193	189	212	230	270	317	350	375	434	482	531	570	
Unit power input	kW	28,0	36,7	44,8	58,0	72,2	71,5	78,8	86,6	102	118	133	147	171	192	207	219	
EER		2,68	2,67	2,69	2,64	2,67	2,65	2,69	2,66	2,65	2,69	2,63	2,55	2,54	2,51	2,57	2,60	
IPLV/IP		4,43	4,40	4,32	4,28	4,36	4,33	4,31	4,35	4,20	4,31	4,20	4,31	4,46	4,52	4,44	4,53	
SEER		3,90	3,98	3,90	4,01	3,90	3,96	3,96	3,90	3,99	4,10	3,99	4,00	4,23	4,23	4,17	4,25	
Capacity - Heating	kW	82	106	132	170	213	209	236	256	300	343	390	433	487	542	591	627	
Unit power input	kW	28,2	36,5	45,3	58,9	72,4	73,8	82,1	87,0	104	116	136	150	167	186	202	214	
COP		2,91	2,90	2,91	2,88	2,88	2,89	2,87	2,94	2,88	2,95	2,88	2,88	2,92	2,92	2,93	2,93	
SCOP		3,34	3,41	3,36	3,40	3,40	3,37	3,34	3,29	3,27	3,28	3,35	3,33	3,37	3,35	3,38	3,37	
Height	mm	1800									2514							
Width	mm	1195									2282							
Length	mm	2225	2825	3425		4350	4025	4950			3225		4125			5025		
Unit Weight	(SS) kg	955	1065	1165	1320	1500		1800	1825	2100	2250	3180	3190	3180	3370	4267		
	(SL) kg	985	1095	1195	1350	1530		1830	1855	2260	2410	3340	3350	3340	3530	4427		
Operating Weight	(SS) kg	962	1072	1172	1327	1511	1511	1811	1839	2114	2270	3200	3210	3207	3397	4302	4308	
	(SL) kg	992	1102	1202	1357	1541	1541	1841	1869	2274	2430	3360	3370	3367	3557	4462	4468	
WATER HEAT EXCHANGER																		
Plates																		
Water flow rate - Cooling	l/s	3,6	4,7	5,8	7,3	9,2	9,0	10,1	11,0	12,9	15,1	16,7	17,9	20,7	23,0	25,3	27,2	
Water pressure drop - Cooling	kPa	14,0	24,2	35,1	54,1	46,5	45,0	55,2	45,2	60,2	49,2	58,9	66,7	58,7	71,2	58,3	66,1	
Water flow rate - Heating	l/s	3,9	5,1	6,3	8,1	10,2	10,0	11,3	12,2	14,3	16,4	18,6	20,7	23,3	25,9	28,3	30,0	
Water pressure drop - Heating	kPa	17,6	27,8	41,2	64,7	55,4	53,6	66,6	54,4	72,3	56,5	71,3	86,0	72,1	87,3	70,4	78,4	
Heat Exchanger water inlet/outlet	mm	88,9	88,9	88,9	88,9	88,9	88,9	88,9	88,9	88,9	88,9	88,9	88,9	88,9	88,9	88,9	88,9	
AIR HEAT EXCHANGER																		
Cu/Al																		
Axial																		
Fan Quantity		4	6	8		10		12		5	6	8			10			
Scroll																		
Nr. of compressors		2					4					5	6					
Nr. of Circuits		1					2											
Sound Power - Cooling	(SS) dB(A)	83,8	87,2	89,1	90,8	92,2	89,9	91,0	91,7	94,0	94,9	95,9	96,3	96,6	96,8	97,5	97,8	
	(SL) dB(A)	82,7	85,2	86,8	87,8	89,0	87,7	88,6	89,0	90,8	91,6	92,8	92,9	92,9	93,0	93,9	93,9	
Sound Pressure level@1m distance - Cooling	(SS) dB(A)	66,4	69,4	70,9	72,6	73,7	71,2	72,0	72,7	74,5	75,4	75,9	76,3	76,6	76,8	77,1	77,4	
	(SL) dB(A)	65,3	67,4	68,6	69,6	70,5	69,0	69,6	70,0	71,3	72,1	72,8	72,9	72,9	73,0	73,5	73,5	
Refrigerant type																		
R32 / 675																		
Refrigerant charge	kg	11	19	27	27	35	35	43	43	28	42	71	71	71	71	86	100	
Maximum inrush current	A	211	327	343	464	495	408	425	439	564	598	636	666	712	757	795	825	
Maximum running current	A	68,2	84,6	101	131	163	166	183	197	232	266	304	334	379	425	463	493	
Phases/Frequency/Voltage	Hz/V	3~/50/400																

R-32

	EWYT~B-SR	085	105	135	175	215	205	235	255	300	340	390	430	490	540	590	630	
Capacity - Cooling	kW	73,6	96,4	119	150	189	186	209	226	265	311	344	368	424	470	519	557	
Unit power input	kW	28,8	37,3	45,5	59,4	74,1	73,2	80,5	88,7	102	118	132	147	172	195	208	222	
EER		2,56	2,58	2,61	2,53	2,55	2,54	2,59	2,55	2,59	2,64	2,61	2,50	2,46	2,41	2,50	2,51	
IPLV/IP		4,36	4,24	4,30	4,38	4,29	4,29	4,28	4,26	4,29	4,69	4,58	4,61	4,78	4,89	4,82	4,91	
SEER		3,82	3,93	3,87	3,96	3,82	3,92	3,83	3,84	4,18	4,37	4,21	4,19	4,49	4,49	4,46	4,52	
Capacity - Heating	kW	81	105	131	167	210	207	233	251	296	335	385	427	477	528	581	615	
Unit power input	kW	28,00	36,29	44,87	58,43	73,17	71,97	81,49	86,35	102	114	132	144	160	179	194	206	
COP		2,89	2,90	2,92	2,86	2,87	2,88	2,86	2,91	2,90	2,95	2,91	2,96	2,98	2,96	2,99	2,98	
SCOP		3,35	3,40	3,37	3,42	3,43	3,44	3,32	3,33	3,42	3,49	3,49	3,57	3,65	3,60	3,67	3,66	
Height	mm	1800									2514							
Width	mm	1195									2282							
Length	mm	2225	2825	3425		4025	4350	4950			3225		4125			5025		
Unit Weight	kg	985	1095	1195	1350	1530	1530	1830	1855	2260	2410	3340	3350	3340	3530	4427		
Operating Weight	kg	992	1102	1202	1357	1541		1841	1869	2274	2430	3360	3370	3367	3557	4462	4468	
WATER HEAT EXCHANGER		Plates																
Water flow rate - Cooling	l/s	3,51	4,6	5,67	7,18	9,02	8,88	9,95	10,8	12,7	14,8	16,4	17,5	20,2	22,4	24,8	26,6	
Water pressure drop - Cooling	kPa	14,4	23,5	34,2	52,3	44,9	43,6	53,6	43,7	58,1	47,7	57,1	64,4	56,3	67,8	56	63,4	
Water flow rate - Heating	l/s	3,87	5,03	6,26	7,99	10	9,91	11,1	12	14,1	16	18,4	20,4	22,83	25,28	27,79	29,43	
Water pressure drop - Heating	kPa	17,1	27,3	40,5	62,8	53,9	52,7	65	52,6	70,5	54,3	69,6	83,86	69,57	83,57	68,25	75,67	
Heat Exchanger water inlet/outlet	mm	88,9	88,9	88,9	88,9	88,9	88,9	88,9	88,9	88,9	88,9	88,9	88,9	88,9	88,9	88,9	88,9	
AIR HEAT EXCHANGER		Cu/Al																
Fan Type		Axial																
Fan Quantity		4	6	8		10	12		5	6	8			10				
Compressor		Scroll																
Nr. of compressors		2					4						5	6				
Nr. of Circuits		1					2											
Sound Power - Cooling	dB(A)	78	82	84	85	87	84	86	86	87	88	89	89	89	90	90	91	
Sound Pressure level@1m distance - Cooling	dB(A)	60	64	65	67	68	66	67	67	68	68	69	69	69	70	70	70	
Refrigerant type		R32 / 675																
Refrigerant charge	kg	11	19	27	27	35	35	43	43	28	42	71	71	71	71	86	100	
Maximum inrush current	A	211	327	343	464	495	408	425	439	564	598	636	666	712	757	795	825	
Maximum running current	A	68,2	84,6	101	131	163	166	183	197	232	266	304	334	379	425	463	493	
Phases/Frequency/Voltage	Hz/V	3~/50/400																

Technical details

Extensive list of options and accessories can be provided on request, such as fully integrated hydronic kit for fixed flow or variable flow operation, partial heat recovery for sanitary hot water production and many other solutions.

R-32

	EWYT~B-XS/XL	085	115	135	175	215/1	215/2	235	265	310	350	400	440	500	560	600	630	650	
Capacity - Cooling	kW	79,8	104	126	166	206	206	229	250	288	328	370	406	467	519	560	597	610	
Unit power input	kW	26,3	35,1	42,1	56,6	71,9	68,0	75,0	83,4	94,0	108	123	135	158	177	193	204	207	
EER		3,03	2,95	2,99	2,93	2,86	3,03	3,06	3,00	3,06	3,05	3,02	3,01	2,95	2,93	2,90	2,92	2,95	
IPLV.IP		4,75	4,69	4,69	4,69	4,72	4,87	4,87	4,64	4,94	4,96	4,96	5,00	5,10	5,08	5,05	5,05	4,66	
SEER		4,24	4,38	4,24	4,45	4,21	4,41	4,40	4,13	4,57	4,67	4,54	4,57	4,72	4,71	4,70	4,69	4,40	
Capacity - Heating	kW	85,9	111	133	176	218	215	239	261	306	350	401	444	500	556	599	634	650	
Unit power input	kW	26,1	33,2	39,1	51,7	64,9	62,6	69,5	76,2	88,8	102	118	128	147	165	180	192	203	
COP		3,30	3,35	3,41	3,41	3,36	3,43	3,44	3,43	3,45	3,44	3,41	3,47	3,40	3,37	3,33	3,31	3,20	
SCOP		3,70	3,72	3,70	3,67	3,66	3,70	3,86	3,77	3,90	3,90	3,82	3,85	3,83	3,81	3,79	3,76	3,53	
Height	mm	1800									2514								
Width	mm	1195									2282								
Length	mm	2825	3425	4025	4625	5550	6150	4125	5025	5925	6825								
Unit Weight	(XS) kg	1080	1140	1220	1400	1600	2000	2300	2350	2830	3080	3650	3750	4206	4296	4760	4860	4860	
	(XL) kg	1110	1170	1250	1430	1610	2030	2330	2380	3140	3240	3810	3910	4366	4456	4920	5020	5020	
Operating Weight	(XS) kg	1091	1151	1231	1416	1616	2035	2335	2385	2865	3115	3685	3812	4268	4366	4830	4930	4930	
	(XL) kg	1121	1181	1261	1446	1626	2065	2365	2415	3175	3275	3845	3972	4428	4526	4990	5090	5090	
WATER HEAT EXCHANGER		Plates																	
Water flow rate - Cooling	l/s	3,81	4,95	6,00	7,91	9,82	9,83	10,9	11,9	13,7	15,7	17,7	19,4	22,3	24,7	26,7	28,5	29,1	
Water pressure drop - Cooling	kPa	9,49	15,2	21,5	20,1	29,6	12,1	14,7	17,1	22,0	27,9	34,7	23,6	30,4	33,6	38,6	43,2	45,0	
Water flow rate - Heating	l/s	4,11	5,31	6,37	8,43	10,4	10,3	11,5	12,5	14,6	16,7	19,2	21,2	23,9	26,6	28,6	30,3	31,1	
Water pressure drop - Heating	kPa	10,8	17,1	23,7	22,3	32,8	13,0	15,8	18,4	24,5	31,2	39,8	27,6	34,3	38,0	43,4	48,1	50,2	
Heat Exchanger water inlet/outlet	mm	88,9																	
AIR HEAT EXCHANGER		Cu/Al																	
Fan Type		Axial																	
Fan Quantity		6	8	10	12	14	16	7	8	10	12	14							
Compressor		Scroll																	
Nr. of compressors		2					4					5	6						
Nr. of Circuits		1					2												
Sound Power - Cooling	(XS) dB(A)	81,2	85,6	87,6	89,9	91,4	88,5	89,7	90,6	92,4	93,4	94,2	94,8	95,3	95,6	96,1	96,5	98,4	
	(XL) dB(A)	79,5	82,6	84,1	86,2	87,5	85,4	86,4	87,1	86,4	87,1	88	88,2	88,9	89	89,6	89,7	95,3	
Sound Pressure level@1m distance - Cooling	(XS) dB(A)	63,4	67,4	69,4	71,4	72,6	69,2	70,2	71,1	72,4	73,4	73,8	74,4	74,5	74,8	75,0	75,4	77,3	
	(XL) dB(A)	61,2	63,9	65,4	67,2	68,2	65,6	66,4	67,1	66,4	67,1	67,6	67,8	68,1	68,2	68,5	68,6	74,2	
Refrigerant type		R32 / 675																	
Refrigerant charge	kg	17	29	30	35	44	50	50	55	70	70	85	100	114,5	129	143,5	158	158	
Maximum inrush current	A	213	329	343	465	497	412	429	443	562	594	629	659	710	755	790	820	841	
Maximum running current	A	70,2	86,5	101	133	165	170	186	201	229	262	297	327	377	423	458	488	509	
Phases/Frequency/Voltage	Hz/V	3~/50/400																	

R-32

	EWYT~B-XR	085	115	135	175	215/1	215/2	235	265	310	350	400	440	500	560	600	630	650	
Capacity - Cooling	kW	79,1	103	124	164	203	204	227	247	282	321	364	398	458	507	548	583	600	
Unit power input	kW	26,5	35,4	42,6	57,3	72,8	68,7	75,7	84,5	95,1	109	124	137	161	180	196	208	204	
EER		2,98	2,90	2,92	2,86	2,79	2,97	3,00	2,93	2,96	2,95	2,93	2,91	2,85	2,81	2,80	2,80	2,94	
IPLV.IP		4,73	4,73	4,67	4,65	4,67	4,86	4,82	4,62	4,92	5,12	5,26	5,12	5,34	5,32	5,22	5,23	5,19	
SEER		4,21	4,37	4,21	4,41	4,16	4,42	4,43	4,13	4,74	4,80	4,82	4,63	4,92	4,89	4,83	4,79	4,72	
Capacity - Heating	kW	84,9	110	132	174	217	213	238	257	301	345	396	438	494	550	589	621	637	
Unit power input	kW	25,9	32,9	38,8	51,4	64,5	62,1	69,1	75,5	86,3	99,1	114	124	144	161	175	187	193	
COP		3,28	3,35	3,40	3,39	3,36	3,44	3,44	3,40	3,49	3,48	3,46	3,52	3,44	3,41	3,36	3,32	3,30	
SCOP		3,66	3,71	3,65	3,83	3,74	3,70	3,82	3,81	4,06	4,01	3,95	4,03	3,99	4,04	4,00	3,98	3,88	
Height	mm	1800									2514								
Width	mm	1195									2282								
Length	mm	2825	3425		4025	4625	5550	6150		4125		5025		5925		6825			
Unit Weight	kg	1110	1170	1250	1430	1610	2030		2380	3140	3240	3810	3910	4366	4456	4920	5020	5020	
Operating Weight	kg	1121	1181	1261	1446	1626	2065	2365	2415	3175	3275	3845	3972	4428	4526	4990	5090	5090	
WATER HEAT EXCHANGER		Plates																	
Water flow rate - Cooling	l/s	3,77	4,90	5,94	7,82	9,70	9,73	10,8	11,8	13,4	15,3	17,3	19,0	21,8	24,2	26,2	27,8	28,6	
Water pressure drop - Cooling	kPa	9,33	15,0	21,1	19,7	29,0	11,9	14,4	16,8	21,2	26,9	33,5	22,7	29,2	32,2	37,1	41,4	43,7	
Water flow rate - Heating	l/s	4,06	5,28	6,31	8,33	10,4	10,2	11,4	12,3	14,4	16,5	18,9	21,0	23,6	26,3	28,2	29,7	30,5	
Water pressure drop - Heating	kPa	10,6	16,9	23,4	21,8	32,3	12,8	15,6	17,9	23,8	30,4	39,0	27,0	33,5	37,2	42,1	46,3	48,5	
Heat Exchanger water inlet/outlet	mm	88,9																	
AIR HEAT EXCHANGER		Cu/Al																	
Fan Type		Axial																	
Fan Quantity		6	8		10	12	14	16		7	8	10		12		14			
Compressor		Scroll																	
Nr. of compressors		2					4					5	6						
Nr. of Circuits		1					2												
Sound Power - Cooling	dB(A)	77,1	81,0	82,9	85,1	86,5	83,9	85,0	85,9	83,6	84,3	85,2	85,5	86,2	86,3	86,9	87,1	91,6	
Sound Pressure level@1m distance - Cooling	dB(A)	59,3	62,8	64,7	66,6	67,7	64,6	65,5	66,4	63,6	64,3	64,8	65,1	65,4	65,5	65,8	66,0	70,5	
Refrigerant type		R32 / 675																	
Refrigerant charge	kg	17,0	29,4	29,8	34,5	44,0	50,0	50,0	55,0	70,0	70,0	85,0	100	115	129	144	158	158	
Maximum inrush current	A	213	329	343	465	497	412	429	443	572	606	644	674	728	773	811	841	841	
Maximum running current	A	70,2	86,5	101	133	165	170	186	201	240	274	312	342	395	441	479	509	509	
Phases/Frequency/Voltage	Hz/V	3~/50/400																	

Infinately flexible choice in heat pumps



BLUEEVOLUTION

Daikin Europe N.V. Naamloze Vennootschap Zandvoordestraat 300 · 8400 Oostende · Belgium · www.daikin.eu · BE 0412 120 336 · RPR Oostende (Publisher)



Daikin Europe N.V. participates in the Eurovent Certified Performance programme for Liquid Chilling Packages and Hydronic Heat Pumps, Fan Coil Units and Variable Refrigerant Flow systems. Check ongoing validity of certificate: www.eurovent-certification.com

ECPEN20-407

05/20



The present publication is drawn up by way of information only and does not constitute an offer binding upon Daikin Europe N.V. Daikin Europe N.V. has compiled the content of this publication to the best of its knowledge. No express or implied warranty is given for the completeness, accuracy, reliability or fitness for particular purpose of its content and the products and services presented therein. Specifications are subject to change without prior notice. Daikin Europe N.V. explicitly rejects any liability for any direct or indirect damage, in the broadest sense, arising from or related to the use and/or interpretation of this publication. All content is copyrighted by Daikin Europe N.V.

Printed on non-chlorinated paper.